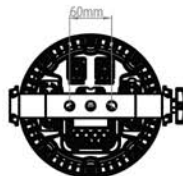
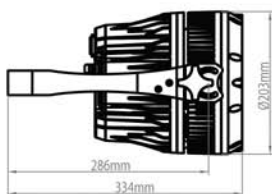
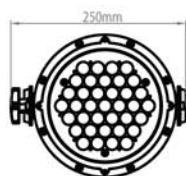


COLOrAdo™ Zoom CW Tour

SPECIFICATIONS & FEATURES

CHAUVET®



AT A GLANCE:

Color Temperature Mixing



Key Features:

- 37, 3 W cool and warm LEDs deliver huge output within the cool white color temperature range.
- 8~27.5 degree zoom allows for programming versatility in keeping light where its needed.
- Silent, fan-free operation allows for use in noise sensitive environments
- Direct 3 & 5-pin DMX in/out and powerCON in/out make connections a breeze.
- Flicker free performance, makes the fixture safe for use on camera
- Built-in color temperature presets provide predictable color every time.

About this light:

COLOrAdo™ Zoom CW Tour features 37 white CREE LEDs providing a cool white spectrum. The variable zoom (8 to 27.5 degrees) serves to highlight specific areas or flood the stage. This silent fixture boasts a rugged aluminum housing that cools the fixture without the aid of fans. Secure Neutrik® powerCON® in-and-out, as well as direct DMX connections make hanging and hook-up a breeze.

DETAILED SPECIFICATIONS:

Features

- DMX channels: 1, 3, or 5
- Operating modes
 - 1-channel: Dimmer
 - 3-channel: Color Macros, Zoom, Reset
 - 5-channel: Dimmer, Warm White, Cool White, Zoom, Reset
- Color temperature control with or without DMX control
- 8°~ 27.5° zoom control with or without DMX control
- Color Temperature Presets (3,100 K ~ 5,000 K)
- Five distinct dimming curves
- Warm and cool white LEDs
- Electronic dimmer
- Electronic power supply
- Neutrik powerCON connectors
- 3-pin and 5-pin DMX input and output connectors
- Additional power output: max 7 units @ 120 V / 12 units @ 208 V / 14 units @ 230 V
- LED display with password protection
- Gel frame holder (4 mm max thickness)
- Double-bracket yoke doubles as floor stand
- Color Calibration
- Flicker free operation for HD Video

Specifications

- DMX connectors: 3-pin & 5-pin
- Light source: 37 LEDs, 50,000 hours
- Configuration: 7 warm white (.498 A x 3.07 VDC = 1.52 W)
30 cool white (.483 A x 3.01 VDC = 1.45 W)
- Beam angle: 8°~ 27.5°
- Field angle: 15°~ 42°
- Lux: 2,649 lx (8°) ~ 435 (27.5°) @ 5 m
- Color Temperature Range: 3,100 K ~ 5,000 K (4,800 @ Max Lux)
- Power linking: 7 units @ 120 V / 12 units @ 208 V / 14 units @ 230 V
- Input voltage: auto-ranging 100 ~ 240 VAC 50/60 Hz
- Power Consumption 120 V, 60 Hz: 80 W, .671 A (operating)
- Power Consumption 208 V, 60 Hz: 74 W, .400 A (operating)
- Power Consumption 230 V, 50 Hz: 72 W, .364 A (operating)
- Dimensions: 7.9 x 9.8 x 13.3 in (200 x 249 x 338 mm)
- Weight: 10.6 lbs (4.8 kg)
- Power Connection: Neutrik PowerCON power input and output connector
- Control Connection: 3-pin and 5-pin DMX input and output connectors
- Certification: CE, MET
- Environment: IP20, dry location

www.chauvetlighting.com
www.chauvetlighting.co.uk

CHAUVET®